

# BuildPro™

**Strong  
Hand**  
Tools

Better Tools. Better Price.™

## WELDING TABLES



**FASTER** Fixturing.

**CONSISTENT** Results.

**GREATER** Productivity.

# BuildPro™ Welding Tables

## *Dramatically improve productivity and work quality...*

The BuildPro's modular design gives you the flexibility to adapt to each new project, big or small. You'll work more safely, and more efficiently, so you can increase both your productivity, and the quality of your work.

### BuildPro™ Features

Precision, ground steel plates, with CNC machined Ø5/8 holes in a 2" grid pattern for locating, positioning and holding BuildPro™ clamps and accessories.

Plates can be reconfigured to extend the width of the table for larger projects.


1-3/4" spacing designed for optimum flexibility and access for standard clamps and accessories.

Heavy Duty Self Leveling Feet ensure proper leveling of the table on uneven surfaces.

- 57 holes per plate.

### BuildPro™ Tabletop Accuracy


- Table flatness : 0.004" / foot
- Hole diameter : 0.625" +0.002
- Hole spacing : 2.000" ±0.0015
- Plate thickness : 0.625"



### Optional Nitrided (Heat-Treated) Tabletop

The BuildPro™ is available with a protective nitrided tabletop. The nitriding (heat-treating) process is a mechanical polish and post salt bath oxidative treatment. The benefits of this process include: **Anti-Spatter, Corrosion Protection, and Resistance to wear, lubricity and fatigue strength.**

- Surface hardness : HRC 58
- Nitriding case depth : 0.0004" - 0.0008"
- Coefficient of friction : 0.37
- Heat resistance : 700°F / 375°C



# BuildPro™ Welding Tables

## The table you'll rely on everyday...

The very practical, modular design of the BuildPro™ Table makes it easy to set-up and tear down for the job at hand, big or small. Save time and money by holding, positioning, and locating quickly and easily with a wide variety of BuildPro™ clamps and accessories.

The BuildPro™ Table was designed to fit in with the way you work now, making your work even easier to complete. No training required. The BuildPro™ will help you decrease fixture set-up time, and increase work efficiency.

## BuildPro™ Models



	Part No.	Table Height	Tabletop Dimension	Plate Thickness	Hole Diameter	Slot Distance	Table Capacity	Table Weight
STANDARD	TMA57838	36"	6-1/2' x 3' (78" x 38")	5/8"	Ø5/8	1-3/4"	4,400 lbs.	900 lbs.
	TMB57838	30"						890 lbs.
	TMC57838	24"						880 lbs.
NITRIDED	TMQA57838	36"	6-1/2' x 3' (78" x 38")	5/8"	Ø5/8	1-3/4"	4,400 lbs.	900 lbs.
	TMQB57838	30"						890 lbs.
	TMQC57838	24"						880 lbs.



	Part No.	Table Height	Tabletop Dimension	Plate Thickness	Hole Diameter	Slot Distance	Table Capacity	Table Weight
STANDARD	TMA54738	36"	4' x 3' (47" x 38")	5/8"	Ø5/8	1-3/4"	2,600 lbs.	563 lbs.
	TMB54738	30"						556 lbs.
	TMC54738	24"						550 lbs.
NITRIDED	TMQA54738	36"	4' x 3' (47" x 38")	5/8"	Ø5/8	1-3/4"	2,600 lbs.	563 lbs.
	TMQB54738	30"						556 lbs.
	TMQC54738	24"						550 lbs.


## BuildPro™ Plates & Legs



TM57838-01



TMQ54738



TML31 TML25 TML19

	Part No.	Description	Weight
STANDARD	TM57838	6-1/2' x 3' (78" x 38") Tabletop without legs	836 lbs.
	TM54738	4' x 3' (47" x 38") Tabletop without legs	520 lbs.
	TM57838-01	Individual Plate	36 lbs.
NITRIDED	TMQA57838	6-1/2' x 3' (78" x 38") Tabletop without legs	836 lbs.
	TMQB54738	4' x 3' (47" x 38") Tabletop without legs	520 lbs.
	TMQA57838-01	Individual Plate	36 lbs.

Part No.	Description	Weight
TML31	Table Leg for 36" height	11 lbs.
TML25	Table Leg for 30" height	9 lbs.
TML19	Table Leg for 24" height	7 lbs.

## Ball Lock Bolts

These Ball Lock Bolts position and hold BuildPro™ accessories. The balls engage underneath the table to lock into position. Choose from fixed, flush and adjustable versions.



Part No.	Bulk Qty. (10)	Type	Description	Weight
T55010	T55011	Fixed	For connecting 2 accessories together.	0.16 lbs.
T55015	T55016	Fixed	For connecting an accessory to the tabletop	0.17 lbs.
T55020	T55021	Flush	For connecting 2 accessories together	0.10 lbs.
T55025	T55026	Flush	For connecting an accessory to the tabletop	0.09 lbs.
T55050	T55051	Adjustable	Adjustable bolt from 7/8" to 1-1/4"	0.24 lbs.
TMS5101	-	-	Spare parts kit for Ball Lock Bolts	0.02 lbs.




## Straight Edge Stops

Long slots make these precision machined Straight Edge Stops infinitely adjustable in fixturing applications and squaring up parts.



Part No.	Dimension	Holes	Slot Length	Threaded Holes	Weight
T50505	6" x 1" x 1/2"	1	4-1/8"	-	0.39 lbs.
T50510	8" x 1" x 1/2"	2	2-5/8"	-	0.51 lbs.
T50515	10" x 1" x 1/2"	2	5-5/8"	1/2-13	0.67 lbs.




## Right Angle Plates

These precision machined plates hold materials at right angles. The holes and slots allow for infinite adjustments in fixturing. For heavy duty applications, choose the Riser Blocks.



Part No.	Dimension	Holes	Slot Length	Weight
T50304	2" x 3" x 1"	1	2"	0.37 lbs.
T50305	4" x 3" x 1"	3	2"	0.41 lbs.
T50310	4" x 6" x 1"	3	5"	0.68 lbs.
T50320	8" x 6" x 1"	7	5"	1.04 lbs.
T50330	12" x 6" x 2"	11	5"	4.03 lbs.




## Riser Blocks - *Heavy Duty*


These precision machined Riser Blocks, with accurate bored holes, allow you to elevate a workpiece to any desired height. Increase the working height or width of the table by mounting the blocks vertically or horizontally. Cross-join the blocks for use as a beam. Mount a BuildPro™ plate to the side of the table, or use the blocks to mount BuildPro Plates underneath the tabletop to join BuildPro Tables together.



Part No.	Dimension	Description	Weight
T50105	2" x 2" x 6"	4 machined surfaces	2.87 lbs.
T50110	2" x 2" x 8"	4 machined surfaces	3.63 lbs.
T50115	2" x 2" x 10"	4 machined surfaces	4.37 lbs.
T50120	4" x 4" x 4"	5 machined surfaces	7.50 lbs.
T50125	4" x 4" x 8"	5 machined surfaces	12.6 lbs.
T50130	4" x 4" x 12"	5 machined surfaces	17.4 lbs.

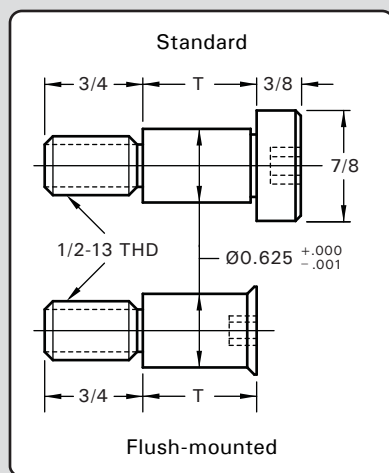


## Socket Shoulder Screws Set



These precision shoulder screws fit into the table holes and can hold and position BuildPro™ accessories and other components. Provided with a nut and washer. Choose from standard and flush-mounted versions.

Part No.	Type	(T)	Thread	Weight
T831607	Standard	3/4"	1/2-13	0.15 lbs.
T831608	Standard	7/8"	1/2-13	0.16 lbs.
T831610	Standard	1"	1/2-13	0.18 lbs.
T832607	Flush	3/4"	1/2-13	0.09 lbs.
T832608	Flush	7/8"	1/2-13	0.10 lbs.
T832610	Flush	1"	1/2-13	0.11 lbs.

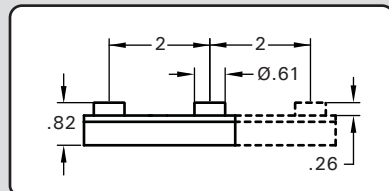


## Threaded Adaptors - *Unique*



Convert any hole in the table into threaded hole. Easy install - Push the Threaded Adaptor in from beneath the plates. Magnets help hold threaded adaptor in place.

Part No.	Description	Threaded Holes	Magnets	Weight
TXT5204	2 hole adaptor	3/8-16	1	0.25 lbs.
TXT5205	2 hole adaptor	1/2-13	1	0.25 lbs.
TXT5304	3 hole adaptor	3/8-16	2	0.57 lbs.
TXT5305	3 hole adaptor	1/2-13	2	0.57 lbs.




# BuildPro™ Clamps

## 360° BuildPro™ Clamps - *Unique*



Precision machined, steel base of the 360° Slot Clamp slides into the 1-3/4" spacing which enables the clamp body to slide along the entire surface & swivel 360° for positioning at any point.

Part No.	Capacity	Throat Depth	Clamping Pressure	Rail Size	Weight
T51405	8.5"	4-3/4"	500 lbs.	7/8" x 7/16"	3.5 lbs.
T51510	12.5"	4-3/4"	600 lbs.	1" x 15/32"	4.8 lbs.
T51615	20.5"	5-1/2"	700 lbs.	1-3/16" x 9/16"	8.2 lbs.



## Inserta Clamps

These clamps are designed to fit into the BuildPro™ Table holes for fast and easy clamping.

**Straight Handle**



UDN5150  
UEN5200

**Ratchet Handle**



UERN5200

**Wood Handle**



UDWN5150  
UEWN5200



Part No.	Capacity	Throat Depth	Clamping Pressure	Rail Size	Weight
UDN5150	6.5"	3-1/4"	300 lbs.	5/8" x 5/16"	1.2 lbs.
UEN5200	8.5"	4"	400 lbs.	25/32" x 3/8"	2.2 lbs.
UERN5200	8.5"	4"	400 lbs.	25/32" x 3/8"	2.2 lbs.
UDWN5150	6.5"	3-1/4"	300 lbs.	5/8" x 5/16"	1.3 lbs.
UEWN5200	8.5"	4"	400 lbs.	25/32" x 3/8"	2.3 lbs.



## 360° & Inserta Clamps Accessories

### Top V-Pad



The optional clip-on top V-pad for clamping round parts or 2 parts at once.

Part No.	Description	Weight
XDA2	For Inserta-Clamps UDN5150 & UDWN5150	0.2 lbs.
XFA2	For Inserta-Clamps UEN5200, UERN5200 & UWN5200 For 360° Clamps T51405 & T51510	0.4 lbs.
XMA2	For 360° Clamp T51615	0.6 lbs.

### Sidekick



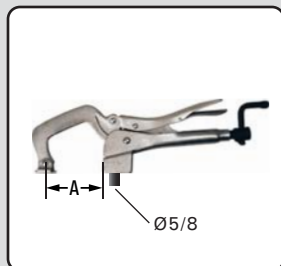
Slide onto the 360° BuildPro™ clamp body for horizontal clamping force.

Part No.	Description	Stroke	Weight
XFS	For T51405	1-3/8"	1.3 lbs.
XGS	For T51510	1-3/8"	1.3 lbs.
XMS	For T51615	1-3/8"	1.3 lbs.



# BuildPro™ Clamps

## Table Mount C-Clamps



Insert into any hole on the tabletop or Right Angle Plate for quick push down clamping. Use the crank handle for rapid tightening.

Part No.	Throat Depth (A)	Max. Capacity	Weight
PTT934K	3-3/8"	4"	1.6 lbs.
PTT956K	6-1/8"	4-3/4"	2.0 lbs.




## Chain Pliers & Table Mount Base



Hold two or more large, oddly shaped materials with the 24" chain. Adjust the clamp opening and torque with the crank handle. Use the optional Table Mount Base to mount the clamp onto the table.

Part No.	Description	Weight
PC924	Chain Pliers with 24" Chain	1.9 lbs.
PXC90	Optional Table Mount Base Plates (2 pcs)	1.1 lbs.
PXC36	Optional replaceable 36" Chain	1.0 lbs.



## Forged Adjusta-Clamps



Rugged, forged steel clamp fits into holes of the BuildPro™ table and accessories. Instant height adjustment without blocks or shims. One piece assembly allows quick setups and eliminates lost clamp pieces.

Part No.	Thread	Max. Capacity	Weight
T850745	3/8-16	1-3/4"	0.7 lbs.
T850755	1/2-13	2-1/16"	1.2 lbs.



## Hook Clamps



Fits into any hole on the tabletop. Ideal for installation in jig or fixture where access is limited. Hook is spring-loaded for quick release and swings easily away from workpiece. Provided with a flanged nut.

Part No.	Thread	A	B	Weight
T821107	5/16-18	1/2"	7/8"	0.17 lbs.



## Cam-Action Clamps



Pivoting-nose edge clamp operated by a cam handle for fast action. Turn handle 90° to lock. Extended base allows position adjustments.

Part No.	Stud	Height	Base Length	Weight
850295	5/16-18	1.63"	3.13"	0.7 lbs.
850305	1/2-13	2.50"	4.75"	2.2 lbs.



# BuildPro™ Clamps & Accessories

## Toggle Clamps

Push-Pull & Hold Down Action Toggle Clamps. Visit us at [www.goodhandinc.com](http://www.goodhandinc.com) for a complete listing.



GH-12130



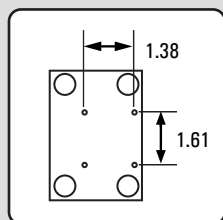
GH-36070



GH-302-F



Part No.	Description	Tapped hole	Clamping Pressure	Weight
GH-12130	Horizontal	5/16-18"	500 lbs.	0.78 lbs.
GH-36070	Push / Pull	10-24	100 lbs.	0.22 lbs.
GH-302-F	Push / Pull	5/16-18	300 lbs.	0.66 lbs.



### Toggle Clamp Attachment Plate

Use the attachment plate to secure toggle clamps.

*\*Pretapped holes fit GH-302-F. Users can tap additional holes.*

Part No.	Dimension	Hole	Tapped hole	Weight
T51110	5" x 3" x 0.5"	4 x Ø5/8"	4 x M6	5.74 lbs.

## MagSpring Clamps



The spring-loaded, one-handed clamp with quick-set, magnetic V-Pad. Quick and easy to use! Squeeze to open, set in position and turn to tighten. 500 lbs clamping pressure.

Part No.	Capacity	Throat Depth	Weight
UDV45	3-1/2"	3-1/4"	1.0 lbs.
UDV65	5-1/2"	3-1/4"	1.1 lbs.




## Magnetic Rest




1" magnetic rest. Designed for use on any flat surface, and can also be inserted into holes of BuildPro™ table and accessories.

Part No.	Dimension	(D)	Weight
T55410	Ø1" x 1"	Ø5/8"	0.06 lbs.



## Connector



Use the connector to attach Strong Hand Tools™ Pliers and Clamps to the table & other BuildPro™ accessories.

Part No.	(D)	Thread	Weight
T54605	Ø5/8"	M8	0.06 lbs.



## Adjustable Magnetic Spacers

Magnetic base holds securely to the table. Turn the screw clockwise or counterclockwise to set the top rest at the desired height. For increased height, add your own standard 3/8-16 hex screw of desired length.



TXS5075



TXS5150



TXS5250

Part No.	Adjustable Range	Diameter	Thread	Weight
TXS5075	1/2" - 1"	1"	3/8-16	0.14 lbs.
TXS5150	3/4" - 1-1/2"	1"	3/8-16	0.19 lbs.
TXS5250	1-1/4" - 2-1/2"	1"	3/8-16	0.28 lbs.



## V-Blocks



T54210



T54215

These V-Blocks are ideal for holding round parts. They fit into the holes of the BuildPro™ tables and have a 5/16-18 threaded hole in the middle for securing them to the table.

Part No.	Angle	Dimension	Max. Tube Size	Weight
T54210	90° V-shape	Ø1.6" x 1.3"	2"	0.33 lbs.
T54215	120° V-shape	Ø1.6" x 1.1"	2.5"	0.27 lbs.



## Sliding Channel Bases




T51300



T51305

Mount workholding devices onto these Sliding Channel Bases. Slide into the 1-3/4" slots between the plates.

Part No.	Description	Weight
T51300	Nonrotatable and without any holes.	1.5 lbs.
T51305	Rotatable with 1/2-13 threaded hole on one side, 3/8-16 on the other side.	1.4 lbs.



## Eccentric Pads




T54410



T54415

Eccentric Pads provide full surface contact and can be doweled in place after adjustment.


Part No.	Dimension	Offset	Thread	Weight
T54410	Ø1-1/2" x 1/2"	1/5"	n/a	0.19 lbs.
T54415	Ø2-1/2" x 1/2"	0.7"	5/16-18	0.51 lbs.



# BuildPro™ Modular Fixturing Kits

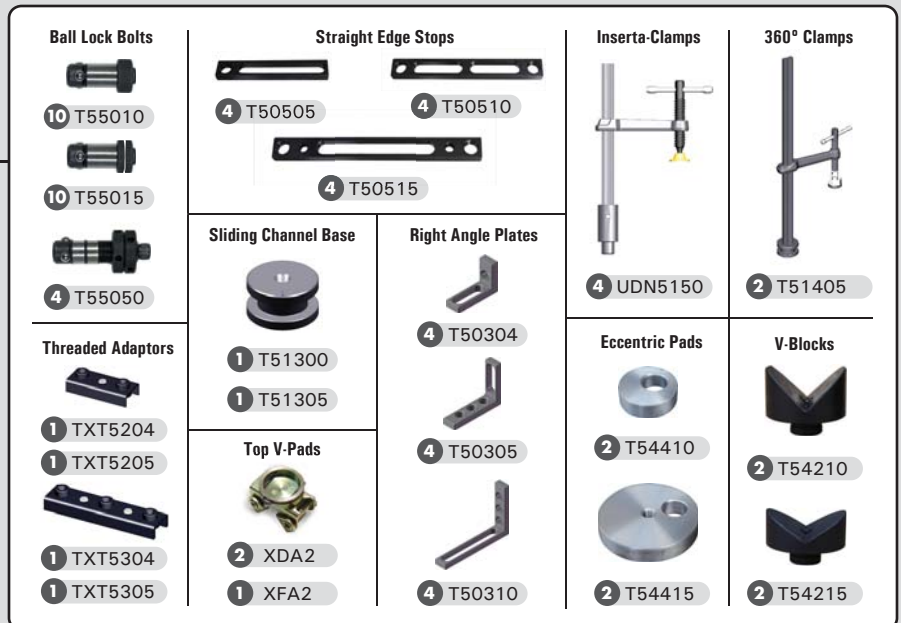
## 34 Piece Kit [Part No. TMK510]

Qty.	Description
12	Fixed Ball Lock Bolts (4x T55010 & 8x T55015)
10	Straight Edge Stops (6x T50505 & 4x T50510)
4	Threaded Adaptors (1x TXT5204, TXT5205, TXT5305, TXT5305)
4	Inserta-Clamps (4x UDN5150)
2	Right Angle Plates (4x T50305)
2	Sliding Channel Base (1x T51300, T51305)



## 71 Piece Kit [Part No. TMK520]

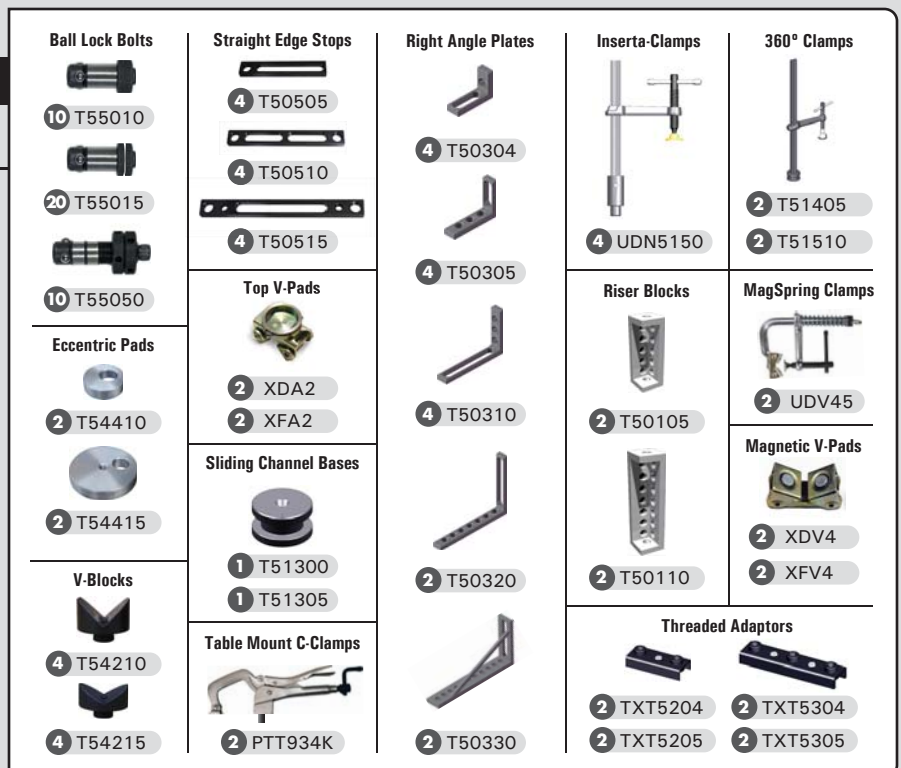
Qty.	Description
20	Fixed Ball Lock Bolts (10x T55010, T55015)
4	Adjustable Ball Lock Bolts (4x T55050)
12	Straight Edge Stops (4x T50505, T50510, T50505)
4	Threaded Adaptors (1x TXT5204, TXT5205, TXT5305, TXT5305)
4	Inserta-Clamps (4x UDN5150)
12	Right Angle Plates (4x T50304, T50306, T50310)
2	Sliding Channel Bases (1x T51300, T51305)
2	360° Clamps (2x T51405)
3	Top V-Pads (2x XDA2 & 1x XFA2)
4	Eccentric Pads (2x T54410, T54415)
4	V-Blocks (2x T54210, T54215)



## Our Most Popular Kit!

## 114 Piece Kit [Part No. TMK530]




Qty.	Description
30	Fixed Ball Lock Bolts (10x T55010 & 20x T55015)
10	Adjustable Ball Lock Bolts (10x T55050)
12	Straight Edge Stops (4x T50505, T50510, T50505)
8	Threaded Adaptors (2x TXT5204, TXT5205, TXT5304, TXT5305)
4	Inserta-Clamps (4x UDN5150)
16	Right Angle Plates (4x T50304, T50305, T50310 & 2x T50320, T50330)
2	Sliding Channel Base (1x T51300, T51305)
4	360° Clamps (2x T51405, T51510)
4	Top V-Pads (2x XDA2, XFA2)
4	Eccentric Pads (2x T54410, T54415)
8	V-Blocks (4x T54210, T54215)
4	Riser Blocks (2x T50105 & T50110)
2	MagSpring Clamps (2x UDV45)
2	Table Mount C-Clamp (2x PTT934K)
4	Magnetic V-Pads (2x XDV4 & XFV4)



# BuildPro™ Modular Fixturing Kits












## 140 Piece Kit [Part No. TMK540]

Qty.	Description
30	Fixed Ball Lock Bolts (10x T55010 & 20x T55015)
10	Adjustable Ball Lock Bolts (10x T55050)
12	Straight Edge Stops (4x T50505, T50510, T50505)
16	Threaded Adaptors (4x TXT5204, TXT5205, TXT5304, TXT5305)
6	Inserta-Clamps (4x UDN5150 & 2x UEN5200)
16	Right Angle Plates (4x T50304, T50305, T50310 & 2x T50320, T50330)
4	Sliding Channel Base (2x T51300, T51305)
6	360° Clamps (2x T51405, T51510, T51615)
6	Top V-Pads (2x XDA2, XFA2, XMA2)
4	Eccentric Pads (2x T54410, T54415)
8	V-Blocks (4x T54210, T54215)
8	Riser Blocks (2x T50105 & T50110, T50120, T50125)
2	MagSpring Clamps (2x UDV45)
2	Table Mount C-Clamps (2x PTT934K)
4	Magnetic V-Pads (2x XDV4 & XFV4)
2	Magnetic Rests (2x T55410)
2	Connectors (2x T54605)
2	Pipe Pliers (2x PG634V)

<b>Ball Lock Bolts</b>  <b>10</b> T55010  <b>20</b> T55015  <b>10</b> T55050 <b>Threaded Adaptors</b>  <b>4</b> TXT5204 <b>4</b> TXT5205  <b>4</b> TXT5304 <b>4</b> TXT5305 <b>Connectors</b>  <b>2</b> T54605 <b>Riser Blocks</b>  <b>2</b> T50105	<b>Straight Edge Stops</b>  <b>4</b> T50505  <b>4</b> T50510  <b>4</b> T50515 <b>Table Mount C-Clamp</b>  <b>2</b> PTT934K <b>MagSpring Clamps</b>  <b>2</b> UDV45 <b>Pipe Pliers</b>  <b>2</b> PG634V	<b>Eccentric Pads</b>  <b>2</b> T54410  <b>2</b> T54415 <b>V-Blocks</b>  <b>4</b> T54210  <b>4</b> T54215 <b>Top V-Pads</b>  <b>2</b> XDA2 <b>2</b> XFA2 <b>2</b> XMA2	<b>Right Angle Plates</b>  <b>4</b> T50304  <b>4</b> T50305  <b>4</b> T50310  <b>2</b> T50320  <b>2</b> T50330 <b>Magnetic V-Pads</b>  <b>2</b> XDV4 <b>2</b> XFV4	<b>Inserta-Clamps</b>  <b>4</b> UDN5150 <b>2</b> UEN5200 <b>360° Clamps</b>  <b>2</b> T51405 <b>2</b> T51510 <b>2</b> T51615 <b>Sliding Channel</b>  <b>2</b> T51300 <b>2</b> T51305 <b>Magnetic Rest</b>  <b>2</b> T55410
---	---	---	--	--

## 164 Piece Kit [Part No. TMK550]

Qty.	Description
40	Fixed Ball Lock Bolts (20x T55010, T55015)
10	Adjustable Ball Lock Bolts (10x T55050)
12	Straight Edge Stops (4x T50505, T50510, T50505)
16	Threaded Adaptors (4x TXT5204, TXT5205, TXT5305, TXT5305)
8	Inserta-Clamps (4x UDN5150 & 4x UEN5200)
16	Right Angle Plates (4x T50304, T50305, T50310 & 2x T50320, T50330)
4	Sliding Channel Base (2x T51300, T51305)
8	360° Clamps (4x T51405 & 2x T51510, T51615)
6	Top V-Pads (2x XDA2, XFA2, XMA2)
4	Eccentric Pads (2x T54410, T54415)
8	V-Blocks (4x T54210, T54215)
12	Riser Blocks (2x T50105 & T50110, T50115, T50120, T50125, T50130)
4	MagSpring Clamps (2x UDV45, UDV65)
4	Table Mount C-Clamps (2x PTT934K, PTT956K)
4	Magnetic V-Pads (2x XDV4 & XFV4)
4	Magnetic Rest (4x T55410)
2	Connector (2x T54605)
2	Pipe Pliers (2x PG634V)

<b>Ball Lock Bolts</b>  <b>20</b> T55010  <b>20</b> T55015  <b>10</b> T55050 <b>Threaded Adaptors</b>  <b>4</b> TXT5204 <b>4</b> TXT5205  <b>4</b> TXT5304 <b>4</b> TXT5305 <b>Riser Blocks</b>  <b>2</b> T50105	<b>Straight Edge Stops</b>  <b>4</b> T50505  <b>4</b> T50510  <b>4</b> T50515 <b>Table Mount C-Clamp</b>  <b>2</b> PTT934K <b>2</b> PTT956K <b>MagSpring Clamps</b>  <b>2</b> UDV45 <b>2</b> UDV65	<b>Eccentric Pads</b>  <b>2</b> T54410  <b>2</b> T54415 <b>V-Blocks</b>  <b>4</b> T54210  <b>4</b> T54215 <b>Top V-Pads</b>  <b>2</b> XDA2 <b>2</b> XFA2 <b>2</b> XMA2 <b>Magnetic V-Pads</b>  <b>2</b> XDV4 <b>2</b> XFV4	<b>Inserta-Clamps</b>  <b>6</b> UDN5150 <b>2</b> UEN5200 <b>Connector</b>  <b>4</b> T54605 <b>Sliding Channel</b>  <b>2</b> T51300 <b>2</b> T51305 <b>Right Angle Plates</b>  <b>4</b> T50304  <b>4</b> T50305  <b>4</b> T50310  <b>2</b> T50320 <b>2</b> T50330	<b>360° Clamps</b>  <b>4</b> T51405 <b>2</b> T51510 <b>2</b> T51615 <b>Magnetic Rests</b>  <b>4</b> T55410 <b>Pipe Pliers</b>  <b>2</b> PG634V
--	---	--	---	---

### **Adjust-O Magnets**

#### **Magnet Squares**




The fast and easy way to hold workpieces at 45° & 90°. Turn the magnet OFF while setting up, turn ON when you're ready to work.

#### **Dual Switch 90° Magnet Squares**



Two independent On/Off switches provide greater control in set-up with 80 - 150 lbs. of pull force.

#### **Adjustable Angle Magnets**



Adjustable angle from 30° - 275°. Turn the handle for setting and locking at the desired angle.

#### **Mini-Magnets**



For light duty holding at multiple points, the 2-5/16" mini-magnets fit into tight spots.


# **BuildPro™ Framing Applications**

## **► Building Tubular Frames**

Customers have told us time and time again - tubular framing is their most common application. So we designed the BuildPro™ Table to support that application, and allow for optimum flexibility in the set-ups for frames large, small, complex, simple and everything in between.



## **► Rectangular Tube and Pipe Framing**




## ► Large Framing

For jobs that require a large work surface, the plates can be reconfigured to fit large framing jobs.



## ► Truss Frame Construction



**Popular  
Strong Hand Tools™  
used for framing:**

### 3-Axis Fixture Vise



Holds a 3-axis workpiece in position. Features quick acting screws and a swing-away arm for quick and easy part removal.

### 2-Axis Fixture Vise



The 2-Axis angle clamp can hold 90° corner and T joints. Also available with quick acting screws.

### 4-IN-1 Clamps



4 functions in 1 clamp! Use as a:  
1. Standard Clamp 2. Pipe Clamp  
3. Step-Over Clamp 4. Spreader.

### Torpedo Mag-Level



The view-anywhere magnetic level. Unique add-on rotatable bubble for second axis leveling.

See the complete selection of  
Strong Hand Tools™ Welding  
Clamps, Magnets, & Pliers at:  
[www.stronghandtools.com](http://www.stronghandtools.com)


**JointMaster™  
Angle Joining Tools**

**PL Series**



The PL series is an affordable and precise single-hand corner joining tool. Ideal for quick hold & release.

**PT Series**



The PT series features a retractable plate for edge alignment and V-grooves for holding round pieces.

**PA Series**



The PA series is adjustable from 30° - 275°. Simply adjust to the desired angle & lock into position.

**Improved Locking C-Clamps**





Made of rugged, forged heat treated steel. Updated features help you work quickly, safely and efficiently.

See the complete selection of  
Strong Hand Tools™ Welding  
Clamps, Magnets, & Pliers at:  
[www.stronghandtools.com](http://www.stronghandtools.com)

# BuildPro™ Applications


## ► Sheet Metal Construction

Strong Hand Tools™ work seamlessly with the BuildPro™, which saves you valuable time for repetitive work. Many simple fixturing tools allow for quick set-ups and disassemblies.



## ► Assembly Table

Right Angle Plates and Strong Hand Tools™ help you set-up and hold the workpiece in exactly the correct position.



## Popular Strong Hand Tools™ used with the BuildPro™

### Multi-Purpose Pliers



One swivel pad spindle, one fixed head spindle allow for flexible hold-down of varying materials.



Use the Multi-Purpose plier with the Connector to hold pliers in place.

### MagSpring Clamps



The spring-loaded, one-handed clamp with quick-set, magnetic V-pad. Fast and easy to use!

### Pipe Pliers



Hold round parts securely with the Pipe Pliers. Comes with removable top and bottom V-Pads.

See the complete selection of  
Strong Hand Tools™ Welding  
Clamps, Magnets, & Pliers at:  
[www.stronghandtools.com](http://www.stronghandtools.com)

# **BuildPro™**

**WELDING TABLES**

Visit Us Online at  
[www.stronghandtools.com](http://www.stronghandtools.com)

Authorized Distributor

**StrongHandTools™**  
Better Tools. Better Price.

**Customer Service**

Toll Free : 800.989.5244

Tel : 562.949.8625

Fax : 562.949.4875

[sales@stronghandtools.com](mailto:sales@stronghandtools.com)

**Address**

7141 Paramount Blvd.,  
Pico Rivera, CA 90660